



At the heart of the image



I AM A MODERN MASTERPIECE



D810

www.europe-nikon.com



Meet the D810

Bring the imaging power of a massive 36.3 effective megapixels to a diverse range of scenes. With the D810, Nikon sets a new standard for D-SLR image quality in stills and video. Its all-new FX-format image sensor and EXPEED 4 image-processing engine work together to produce images with a clarity that surpasses even the D800/D800E, offering stunningly wide dynamic range and precisely controlled noise. Brilliantly precise autofocus and significantly reduced internal

vibration make it easier to capture sharp images with pinpoint accuracy at maximum resolution. A faster burst rate of up to 5 fps in FX format, and up to 7 fps in DX format, makes high-megapixel shooting possible in more situations than ever before. If video is your medium, you can shoot precisely rendered movies in 1080/60p, with significantly reduced moiré and noise. Whether shooting stills or video, in bright light or darkness, this camera will bring your next masterpiece to life.

Freeze the exact moment up close at 7 fps¹

¹ In DX format when used together with the MB-D12 battery pack and a power source other than the EN-EL15 battery.



• Lens: AF-S NIKKOR 70-200mm f/2.8G ED VR II
• Exposure: [A] mode, 1/8000 s, f/5.6
• White Balance: Direct sunlight
• Sensitivity: ISO 800
• Picture Control: Vivid
©Lucas Gilman

Discover ultimate image quality at base ISO 64



• Lens: AF-S NIKKOR 85mm f/1.4G
• Exposure: [M] mode, 1/400 s, f/1.8
• White Balance: Direct sunlight
• Sensitivity: ISO 64
• Picture Control: Flat
©Miss Aniela

Unlock an extra sense of depth with the new image sensor and EXPEED 4



• Lens: AF-S NIKKOR 58mm f/1.4G
• Exposure: [M] mode,
1.6 s (electronic front-curtain shutter), f/5
• White Balance: Colour temperature set to 5500 K
• Sensitivity: ISO 64
• Picture Control: Standard
©Shinichi Sato Licensed by TOKYO TOWER



• Lens: AF-S NIKKOR 35mm f/1.4G • Exposure: [M] mode, 1/125 s, f/4 • White Balance: Direct sunlight • Sensitivity: ISO 64 • Picture Control: Flat (applied in post-production) ©Miss Aniela
Photo retouched using third-party software

EXPEED 4: high-speed data handling



• Lens: AF-S NIKKOR 24–70mm f/2.8G ED • Exposure: [M] mode, 1/125 s, f/4
• White Balance: Colour temperature set to 4760 K • Sensitivity: ISO 64 • Picture Control: Flat (applied in post-production)
©Miss Aniela
Photo retouched using third-party software

The rich data output from the D810's image sensor demands a highly advanced processor. Equipped with the latest EXPEED 4 image processor, the D810 executes sophisticated operations at a faster rate than its predecessor. This enhanced power allows higher definition images and 1080/60p movies, as well as faster burst rates of up to 5 fps in FX format, and up to 7 fps in DX format.² Sophisticated new algorithms also cut noise across the entire sensitivity range, bringing remarkable clarity and enhanced gradation with a tangible sense of depth.

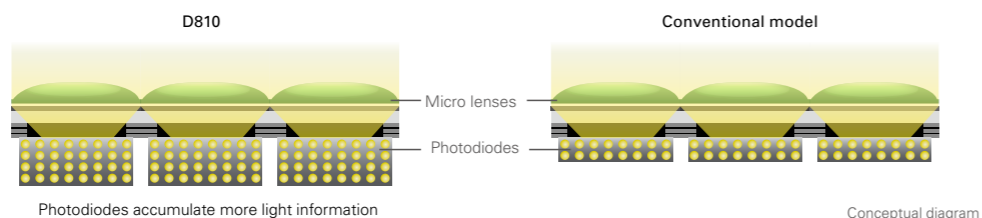
Redesigned for peak image quality

Stunning scenes demand a stunning imaging machine. Delicate textures, minute details, luscious colours, and high-speed movement: the D810 captures them all with unparalleled fidelity. You've never seen a Nikon camera deliver image quality like this—it sets a new benchmark for photographic excellence.

All-new sensor: detail-rich images from ISO 64

Take your photography into new territory. The D810's redesigned image sensor gathers more light information to make it the first Nikon camera to offer a base sensitivity of ISO 64. Such superior low-sensitivity enables cleaner, better-defined images when shooting in bright light, and you can shoot at up to ISO 12800, or

extend the range from 32 to 51200 ISO equivalent. But that's not all. Designed without an optical low-pass filter, the sensor works in combination with Nikon's EXPEED 4 image-processing engine to deliver amazingly sharp stills that are unlike anything you've ever seen from a D-SLR.



Up to 7 fps burst rate



• Lens: AF-S NIKKOR 800mm f/5.6E FL ED VR • Exposure: [M] mode, 1/2000 s, f/5.6 • White Balance: Auto 1
• Sensitivity: ISO 400 • Picture Control: Standard
©Lucas Gilman

The speed and flexibility at which the D810 can capture fast-moving subjects opens up stunning new opportunities for high-resolution photography. Even when shooting full-frame, you can capture uncompromised full-resolution images of the action at up to 5 fps. When the situation demands more speed, you can shoot at up to 6 fps in 1.2 × crop mode, and up to 7 fps in DX format.² From delicate textures to high-speed movement, this all-versatile 36.3-megapixel camera is ready for anything.

² In DX format when used together with the MB-D12 battery pack and a power source other than the EN-EL15 battery.



• Lens: AF-S NIKKOR 80-400mm f/4.5-5.6G ED VR • Exposure: [A] mode, 1/250 s (electronic front-curtain shutter), f/11 • White Balance: Direct sunlight • Sensitivity: ISO 400 • Picture Control: Standard
©Hisao Asano

Picture Control evolves

Whether shooting stills or video, Nikon's second-generation Picture Control system provides invaluable tools for before and after the shoot. A dedicated button on the camera body takes you straight to the Picture Control menu, where you can take precise control over sharpening, contrast, brightness, hue, and saturation. You

can now tailor images in finer increments of 0.25,³ while brightness can be adjusted in a wider ± 1.5 range.

³ Excluding quick adjust.



Finer parameter control in 0.25 steps



Portrait



Vivid



Monochrome

©Hisao Asano

New Clarity setting

The new Clarity setting emphasises or reduces the crispness of images by adjusting local contrast. Use this setting to bring greater depth and drama to landscape

shots or lend extra punch to portraits. Or go for the opposite effect, and use Clarity to render images with a softer, more impressionistic look.

Pushing the limits of high-megapixel photography

Getting the best from a high-megapixel camera requires a level of technical sophistication that extends beyond image quality. Engineered to offer maximum reliability and image stability, the D810 is a versatile and consistent performer. With flagship autofocus performance, reduced mechanical vibration, and Picture Control 2.0, this camera goes as far as your vision demands.

The ultimate in high-resolution precision

High-megapixel photos require tack-sharp focus, and the D810 achieves an unprecedented level of focus control. The Multi-CAM 3500FX 51-point AF system is configurable in 9-point, 21-point, and 51-point coverage settings and

sensitive down to -2 EV (ISO 100, 20 °C/68 °F). Nikon's new Group Area AF mode offers fast acquisition and improved background isolation even in challenging lighting conditions.

Minimised mechanical vibration preserves every detail

Mechanical vibrations, however tiny, can have a significant impact on high-megapixel images. That's why the D810 boasts a new shutter/mirror box architecture and an electronic front-curtain feature. The shutter/mirror mechanism reduces image shake for a steady viewfinder image with minimal blackout during high-speed shooting.

When activated, the new electronic front-curtain shutter reduces the risk of micro-blur in even subtle details by minimising internal vibrations during exposure.



Clarity -4



Clarity 0



Clarity +4

©Hisao Asano

Flat Picture Control

For the ultimate freedom in postproduction, shoot with the new Flat setting. Compared with the Neutral setting, Flat Picture Control more faithfully retains all the image details and preserves rich tonal information in both

highlights and shadows. Even after adjustments, there is less possibility of clipping in shadows and highlights, or of colour hue saturation.



Moviemaking freedom

A world of creative moviemaking awaits. Improvements to the D810's image quality and operability combine with its compact body to ensure that this powerful and flexible camera will satisfy even the most demanding cinematographers. Footage is exquisitely rendered in higher definition, with stunning sharpness and rich tonality. And with access to hundreds of NIKKOR lenses, past and present, you'll have the added edge you need to bring your vision to video.

Sumptuous Full HD movies at up to 60p

Shooting movie footage on a camera as powerful as the D810 is an enriching and liberating experience. Surpassing the video quality of its predecessors, the D810 employs an entirely new method of video signal processing to record Full HD (1080p) movies at 50p/60p frame rates (up to a maximum of 20 minutes⁴) with markedly reduced noise,

moiré, and false colour. The camera's EXPEED 4 image-processing engine delivers smoothly rendered exposure transitions and beautiful tones, with fewer gradation steps in uncompressed HDMI output.

⁴ Twenty minutes when image quality is set at high.



Extensive ISO range

You can set sensitivity from ISO 64 all the way up to ISO 51200 equivalent when filming in [M] mode, and the auto ISO function lets you configure the maximum ISO settings you want to work with. EXPEED 4 minimises

noise across all sensitivities, allowing you to shoot with high image quality under low light, and record bright scenes with sumptuous tonality.

Stable and predictable exposure reading

For footage with smooth exposure transitions, the D810 adds two new metering modes. For subjects in the centre area of the frame, centre-weighted metering offers

readings that aren't prone to sudden brightness changes. Highlight-weighted metering lets you shoot subjects under spotlights while avoiding overblown highlights.

High-fidelity audio control

Increased options for audio control mean the D810 offers improved sound recording and greater overall flexibility. A stereo microphone input and an audio out let you fine-tune audio levels in isolation both before and during recording. You can select the sound range (wide/voice), and wind noise can be reduced when recording with the built-in

stereo microphone, making it possible to achieve clearer audio quality in challenging situations.



Creative flexibility

RAW Size S: accelerate your workflow

For faster image transfer and smoother postproduction, Nikon's new RAW Size S file format delivers richly graded 12-bit uncompressed Nikon NEF files.⁵ RAW Size S has a quarter of the resolution and half the size of uncompressed

RAW Size L, yet it exhibits the richness and malleability of RAW format.

⁵ In-camera retouch menu options cannot be applied.

Unlimited continuous shooting




Produce spectacular light-trail photography with the D810's continuous shooting capability. Shoot in Continuous Release mode with a shutter speed of 4 seconds or slower, and you can record as many high-quality JPEGs as your media cards and battery life allow. With an extremely short time gap between each exposure, you can seamlessly join shots of star trails or taillights to beautiful effect, using third-party software.



Split-screen display zoom: level your shot

Check levelling and sharpness with complete precision using the Live View split-screen zoom. This feature lets you compare two points in the image: each point is enlarged and displayed on the split screen, and can be magnified simultaneously at the same ratio. Accessed via the camera's **i** button, this function is invaluable for architectural or product shot photography.



New highlight-weighted metering mode

Try to capture a ballet dancer who's performing under a spotlight on a darkened stage and wearing a white costume: even experienced photographers may struggle to avoid overblown highlights with conventional spot metering.

Nikon's new highlight-weighted metering mode automatically determines exposure and avoids overblown highlights by giving priority to the brighter portions of a scene.



• Lens: AF-S NIKKOR 58mm f/1.4G • Exposure: [A] mode, 1/320 s, f/5.6 • White Balance: Flash • Sensitivity: ISO 1600
• Picture Control: Vivid
©Miss Aniela

The D810 in the field



Miss Aniela
Fine Art/Fashion

I am delighted with the D810: it improves on everything I loved about the D800E. The crispness in details is reminiscent of medium format, but the camera has D-SLR ergonomics, accessibility, and usability. Having ISO 64 means I can shoot wide open in bright light and still maintain the best quality without losing dynamic range. I need to be able to do anything with an image, which often means bending the pixels in order to incorporate a surreal element. The picture has to withstand that level of postproduction, and the D810's images do.



Lucas Gilman
Adventure/Film

When I first held the D810, it felt solid, elegant, and refined. But it wasn't until I started shooting that the true magic came to life. There's a vivid richness and quality to the D810's images that's like nothing I've ever seen. The details and dynamic range in the surfing and kayaking images I shot on location in Iceland and Hawaii are unmatched. What's more, the autofocus is so fast and fluid that it allows me to creatively zero in on the energy of the moment. Peak moments in action sports happen in one-thousandths of a second, so having 100 per cent confidence in the D810's autofocus and continuous shooting speeds is crucial to me.



Hisao Asano
Natural Landscape

Working with the D810 reminds me of the 4x5 camera I used when I was first starting out. By confirming focus in Live View, setting the camera to Mirror-Up mode, and using the electronic front-curtain shutter, I can get images that are just as sharp, or even sharper. The D810 fits naturally in my hands, and its remarkably quiet shutter makes for a pleasant shooting experience. Setting the camera's sensitivity to ISO 64 is reminiscent of some of the great slide film, and adjusting parameters like Clarity in Picture Control feels like selecting different types of film: but this camera makes it far easier than it used to be for photographers to obtain the images they want. The D810 has opened up new possibilities. I can't wait to explore them further.



Shinichi Sato
Cityscape/Architecture

My photography is all about presence: I want to convey the feeling of actually being there. I was genuinely impressed by the D810's ability to achieve a sense of depth, comparable to the large-format 4x5 and 8x10 cameras and reversal films that I normally work with. As an architecture photographer, the split-screen zoom function in Live View is also a valuable addition that helps me achieve perfect levelling of the camera with the horizontal parts of a building. The changes to the D810 may look modest, but they're actually pretty radical improvements. This is an innovative remodel.



Junji Takasago
Nature/Underwater

Shooting in the Maldives, you see some dramatic gradations. Brilliant white sands give way to ever-deeper shades of blue as you head further offshore, and then beneath the waves. Digital cameras don't normally excel in this kind of environment, but the D810 captured all those tonal transitions smoothly and in amazing detail. I use flash to bring out the brilliant colours of fish and coral underwater, and the conditions in the Maldives are so bright that you often have to stop the aperture way down, even at the fastest sync speed of 1/250. Having a low base sensitivity of ISO 64 was a welcome improvement: it meant I could shoot with the aperture at around f/5.6–f/8 and enjoy optimal image detail. Simply put, the D810 is the perfect camera for creating images in ultimate quality.



D810 Special D-Movie "DREAM PARK"

Written and directed by Sandro, "Dream Park" is a story about inspiration and following your dreams. Wise and inspirational words from Esha's grandmother motivate Esha to reach for her dreams of becoming a movie director. That aspiration is swiftly transformed into a contagious enthusiasm, which spreads to Esha's friends

on the playground and leads to the fulfilment of their childhood dreams. Shot entirely on the Nikon D810 and an assortment of NIKKOR lenses, Dream Park is a truly cinematic experience that pushes the envelope of D-SLR filmmaking.



Sandro, Director

Shooting Dream Park was a lot of fun: using the D810, the imagery we got was so sharp and so beautiful, even the low-light scenes looked absolutely gorgeous. We achieved a very romantic and cinematic feel to the footage, regardless of the scene we were shooting. From the most dimly lit alleys and industrial parks to this really high-key, over-lit swimming pool, the range of the D810 and the way it performed were absolutely phenomenal.



Anthony Arendt, Director of Photography

I think the D810 will be as popular with the filmmaking community as the D800 is with the still photography community. We shot exclusively using the new Flat Picture Control: it was the perfect way of extending the range of the file and really reaching into the shadow areas while protecting the colour space. And if you're in love with NIKKOR lenses like I am, you'll find the D810 to be the best camera to make the most of that glass.

NIKKOR

The resolution a high-megapixel camera demands

The highest calibre optics are vital for a high-megapixel camera, and Nikon's wide range of NIKKOR lenses will draw out the full potential of the D810's 36.3-megapixel sensor with ease. With the lenses' exceptional resolving capability, every component of a scene can be faithfully reproduced: expect sharp resolution even at the periphery of an image, combined with exquisite bokeh. Photographers in every field can better capture the essence of their vision, and perfectly render every delicate tone or nuance.

85
million
NIKKOR

AF-S NIKKOR 14–24mm f/2.8G ED Wide-angle zoom with fixed f/2.8 aperture for superior depiction

With a fixed maximum aperture of f/2.8, this professional lens realises edge-to-edge sharpness across the frame. Nano Crystal Coat minimises ghost and flare even in backlit conditions, while ED glass reduces chromatic aberration

to ensure outstanding contrast. Tough and reliable, this is essential glass for professional photographers everywhere.



©Hisao Asano



©Lucas Gilman

AF-S NIKKOR 58mm f/1.4G Fast prime lens: exceptional wide-open performance

Designed to perform best at maximum aperture, this fast prime lens truly pushes the limits of image quality. Exceptional for shooting night scenes, this lens reproduces

point light sources like city lights as fine rounded points all the way to the edge of the frame. Bokeh is exquisitely smooth with no rough edges.



Licensed by TOKYO TOWER

©Shinichi Sato



©Miss Aniela

AF-S NIKKOR 70–200mm f/2.8G ED VR II The essential telephoto zoom lens

This reliable f/2.8 fixed aperture telephoto zoom lens will broaden your shooting potential in difficult situations. Crafted to deliver stunning detail and contrast across the entire frame, the lens is equipped with Vibration Reduction

(VR) that lets you shoot at shutter speeds up to 3.5 stops slower⁶ and Nano Crystal Coat, which greatly reduces ghosting and flare.

⁶ Based on CIPA Standard.



©Lucas Gilman



©Hisao Asano

AF-S NIKKOR 800mm f/5.6E FL ED VR Nikon's longest super-telephoto lens

With the longest focal length of all NIKKOR lenses, this premium lens is the ultimate choice for sports and wildlife photographers. Equipped with fluorite, ED glass, and Nano Crystal Coat, this lens produces images that are

outstandingly clear with minimised chromatic aberration, ghosting, and flare. The lens comes with a dedicated, custom-tuned 1.25x teleconverter that extends the focal length to 1000 mm.



©Lucas Gilman



©Lucas Gilman

Versatile optional accessories



WR-1 Wireless Remote Controller

The WR-1 advanced multifunctional remote controller lets you control key camera functions, including movie shooting and interval timer photography, from a distance. You can release the shutters of several cameras simultaneously, either by using the WR-1 alone or by synchronising the cameras to a master camera with a WR-1 attached. Groups of cameras can be controlled separately,⁷ and the communication range between WR-1 units reaches up to 120 m,⁸ with 15 channels available.

WR-R10/WR-T10 Wireless Remote Controllers

Nikon's WR-R10 wireless transceiver and WR-T10 wireless transmitter let you control key camera functions from a distance⁹ even if there are objects between yourself and the camera. Using both devices provides an operating range of at least 20 meters. You can use the WR-R10 transceiver and the WR-T10 transmitter together to trigger a single camera, or attach the WR-R10 transceivers to multiple camera bodies and capture the same moment from different perspectives.



UT-1 Communication Unit

UT-1 is a universal-type communication unit that enables high-speed image data transfer between the camera and a network. You can create camera networks with remote image browsing and download capability, and remote control of the camera settings and Live View output is possible via a computer.¹⁰ The unit incorporates wired LAN function only, but can be upgraded to wireless LAN functionality by combining it with the WT-5 Wireless Transmitter.¹¹



7 Grouping function cannot be used when WR-R10 units are used as receivers.
 8 At approx. height of 1.2 m or less, depending on presence of obstacles and weather conditions.
 9 WR-A10 Adapter required to connect to the D810, which uses a ten-pin terminal.
 10 Based on IEEE 802.11a/b/g/n.
 11 Requires Nikon Camera Control Pro 2 software to be installed on the computer.

Built-in flash and Creative Lighting System

The D810 features a built-in flash with a guide number of 12/39 (m/ft, ISO 100, 20 °C/68 °F) and a commander function. With the camera's 91K-pixel RGB sensor providing precise face detection and highlight analysis, this on-board flash can deliver excellent results. For more creative flash photography, Nikon's Creative Lighting System offers unrivalled flexibility: fire optional Nikon Speedlights¹² via the commander function of the built-in flash and make lighting as powerful and comprehensive as you want.

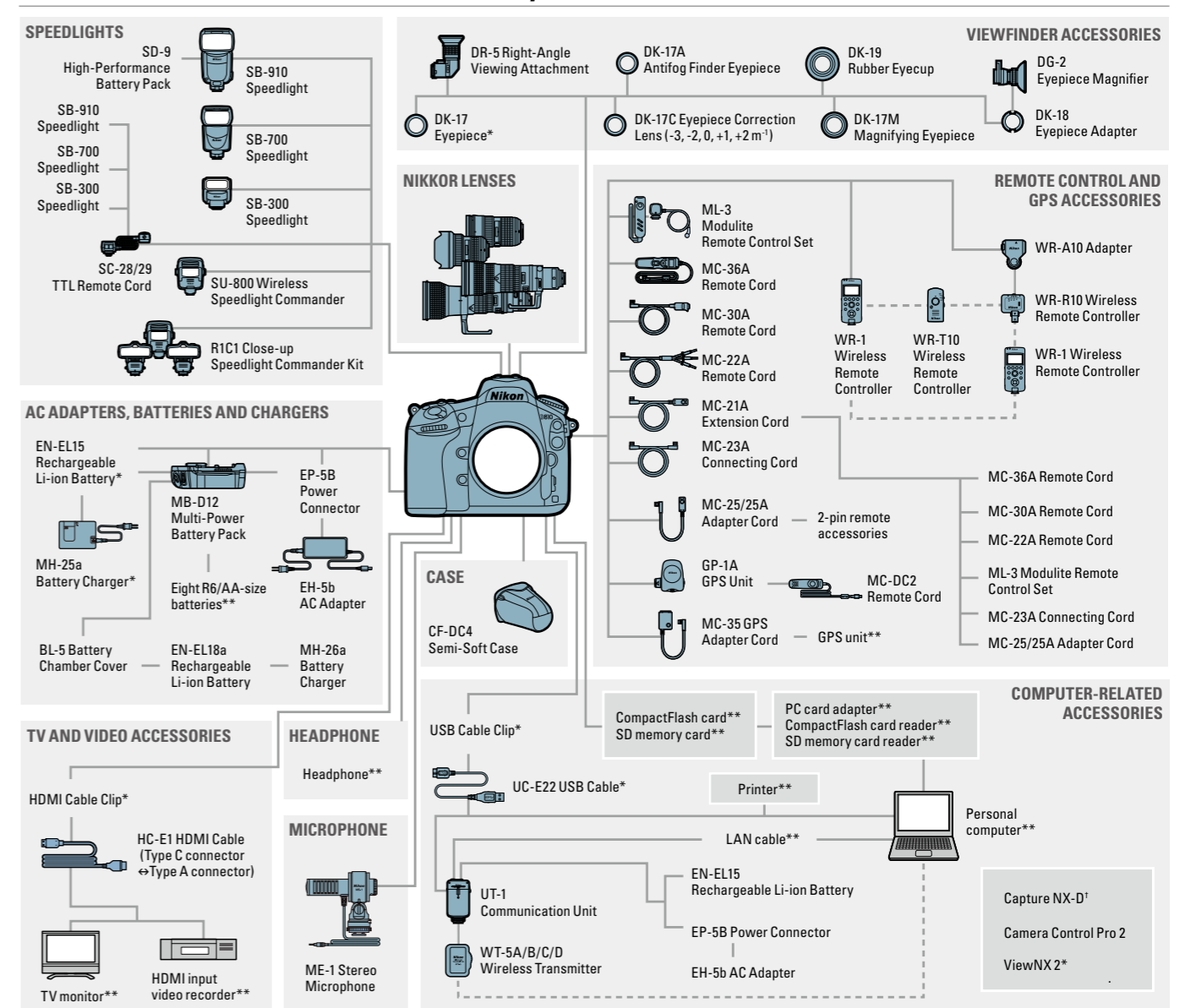
¹² SB-910, SB-700, or SB-R200 Speedlights.

Note: Range of AF-assist illuminator may be shorter than expected depending on shooting situation.



• Lens: AF-S NIKKOR 24mm f/1.4G ED • Exposure: [M] mode, 1/80 s, f/6.3 • White Balance: Flash
 • Sensitivity: ISO 100 • Picture Control: Portrait
 ©Miss Aniela

System chart



* Supplied accessories ** Non-Nikon products † Can be downloaded from Nikon website (free).

Specifications

Type of camera	Single-lens reflex digital camera
Lens mount	Nikon F mount (with AF coupling and AF contacts)
Effective angle of view	Nikon FX format
Effective pixels	36.3 million
Image sensor	35.9 × 24.0 mm CMOS sensor
Total pixels	37.09 million
Dust-reduction system	Image sensor cleaning, Image Dust Off reference data (requires Capture NX-D software)
Image size (pixels)	<ul style="list-style-type: none"> FX format (36 × 24): 7360 × 4912 (L), 5520 × 3680 (M), 3680 × 2456 (S) 1.2× (30 × 20): 6144 × 4080 (L), 4608 × 3056 (M), 3072 × 2040 (S) DX format (24 × 16): 4800 × 3200 (L), 3600 × 2400 (M), 2400 × 1600 (S) 5.4 (30 × 24): 6144 × 4912 (L), 4608 × 3680 (M), 3072 × 2456 (S) FX-format photographs taken in movie live view: 6720 × 3776 (L), 5040 × 2832 (M), 3360 × 1888 (S) DX-format photographs taken in movie live view: 4800 × 2704 (L), 3600 × 2024 (M), 2400 × 1352 (S)
File format	<ul style="list-style-type: none"> NEF (RAW): 12 or 14 bit, lossless compressed, compressed or uncompressed; small size available (12-bit uncompressed only) TIFF (RGB) JPEG: JPEG-Baseline compliant with fine (approx. 1:4), normal (approx. 1:8) or basic (approx. 1:16) compression (Size priority); Optimal quality compression available NEF (RAW)+JPEG: Single photograph recorded in both NEF (RAW) and JPEG formats
Picture Control system	Can be selected from Standard, Neutral, Vivid, Monochrome, Portrait, Landscape, Flat; selected Picture Control can be modified; storage for custom Picture Controls
Storage media	SD (Secure Digital) and UHS-1 compliant SDHC and SDXC memory cards; Type I CompactFlash memory cards (UDMA compliant)
Dual card slots	Either card can be used for primary or backup storage or for separate storage of NEF (RAW) and JPEG images; pictures can be copied between cards
File system	DCF 2.0, DPOF, Exif 2.3, PictBridge
Viewfinder	Eye-level pentaprism single-lens reflex viewfinder
Frame coverage	<ul style="list-style-type: none"> FX (36×24): Approx. 100% horizontal and 100% vertical 1.2× (30×20): Approx. 97% horizontal and 97% vertical DX (24×16): Approx. 97% horizontal and 97% vertical 5.4 (30×24): Approx. 97% horizontal and 100% vertical
Magnification	Approx. 0.7× (50 mm f/1.4 lens at infinity, 1.0 m ¹)
Eye point	17 mm (-1.0 m ¹); from centre surface of viewfinder eyepiece lens)
Dioptric adjustment	-3 to +1 m ¹
Focusing screen	Type B BriteView Clear Matte Mark VIII screen with AF area brackets and framing grid
Reflex mirror	Quick return
Depth-of-field preview	Pressing P _v button stops lens aperture down to value selected by user (A and M modes) or by camera (P and S modes)
Lens aperture	Instant return, electronically controlled
Compatible lenses	Compatible with AF NIKKOR lenses, including type G, E, and D lenses (some restrictions apply to PC lenses), DX lenses (using DX (24×16) 1.5× image area) AI-P NIKKOR lenses, and non-CPU AI lenses (exposure modes A and M only); IX-NIKKOR lenses, lenses for the F3AF, and non-AI lenses cannot be used. The electronic rangefinder can be used with lenses that have a maximum aperture of f/5.6 or faster (the electronic rangefinder supports the 11 focus points with lenses that have a maximum aperture of f/8 or faster)
Shutter type	Electronically controlled vertical-travel focal-plane mechanical shutter, electronic front-curtain shutter (in mirror-up release mode)
Shutter speed	1/8000 to 30 s in steps of 1/3, 1/2 or 1 EV, bulb, time, X250
Flash sync speed	X=1/250 s; synchronizes with shutter at 1/320 s or slower (flash range drops at speeds between 1/250 and 1/320 s)
Release modes	S (single frame), CL (continuous low speed), CH (continuous high speed), Q (quiet shutter-release), QC (quiet continuous shutter-release), (self-timer), MUP (mirror up)
Frame advance rate	<ul style="list-style-type: none"> With EN-EL15 batteries (FX/5.4) CL: Approx. 1 to 5 fps, CH: Approx. 5 fps, QC: Approx. 3 fps (DX/1.2×) CL: Approx. 1 to 6 fps, CH: Approx. 6 fps, QC: Approx. 3 fps Other power sources (FX/5.4) CL: Approx. 1 to 5 fps, CH: Approx. 5 fps, QC: Approx. 3 fps (1.2×) CL: Approx. 1 to 6 fps, CH: Approx. 6 fps, QC: Approx. 3 fps (DX) CL: Approx. 1 to 6 fps, CH: Approx. 7 fps, QC: Approx. 3 fps
Self-timer	2 s, 5 s, 10 s, 20 s; 1 to 9 exposures at intervals of 0.5, 1, 2 or 3 s
Exposure metering	TTL exposure metering using 91K-pixel RGB sensor
Metering method	<ul style="list-style-type: none"> Matrix: 3D colour matrix metering III (type G, E and D lenses); colour matrix metering III (other CPU lenses); colour matrix metering available with non-CPU lenses if user provides lens data Centre-weighted: Weight of approx. 75% given to 12-mm circle in centre of frame; diameter of circle can be changed to 8, 15 or 20 mm, or weighting can be based on average of entire frame (non-CPU lenses use 12-mm circle) Spot: Meters 4-mm circle (about 1.5% of frame) centred on selected focus point (on centre focus point when non-CPU lens is used) Highlight-weighted: Available with type G, E and D lenses (equivalent to centre-weighted when other lenses are used)
Metering range	<ul style="list-style-type: none"> Matrix, centre-weighted, or highlight-weighted metering : 0 to 20 EV Spot metering: 2 to 20 EV
Exposure meter coupling	Combined CPU and AI
Exposure modes	Programmed auto with flexible program (P); shutter-priority auto (S); aperture-priority auto (A); manual (M)
Exposure compensation	-5 to +5 EV in increments of 1/3, 1/2 or 1 EV
Exposure bracketing	2 to 9 frames in steps of 1/3, 1/2, 2/3 or 1 EV; 2 to 5 frames in steps of 2 or 3 EV
Exposure lock	Luminosity locked at detected value with AE-L/AF-L button
ISO sensitivity	ISO 64 to 12800 in steps of 1/3, 1/2 or 1 EV; can also be set to approx. 0.3, 0.5, 0.7 or 1 EV (ISO 32 equivalent) below ISO 64 or to approx. 0.3, 0.5, 0.7, 1 or 2 EV (ISO 51200 equivalent) above ISO 12800; auto ISO sensitivity control available
Active D-Lighting	Can be selected from auto, extra high, high, normal, low or off
ADL bracketing	2 frames using selected value for one frame or 3 to 5 frames using preset values for all frames

Autofocus	Nikon Advanced Multi-CAM 3500FX autofocus sensor module with TTL phase detection, fine-tuning, 51 focus points (including 15 cross-type sensors; f/8 supported by 11 sensors), and AF-assist illuminator (range approx. 0.5 to 3 m/1 ft 8 in. to 9 ft 10 in.)
Detection range	-2 to +19 EV (ISO 100, 20°C/68°F)
Lens servo	<ul style="list-style-type: none"> Autofocus (AF): Single-servo AF (AF-S); continuous-servo AF (AF-C); predictive focus tracking automatically activated according to subject status Manual focus (M): Electronic rangefinder can be used
Focus point	Can be selected from 51 or 11 focus points
AF-area modes	Single-point AF, 9-, 21- or 51-point dynamic-area AF, 3D-tracking, group-area AF, auto-area AF
Focus lock	Focus can be locked by pressing shutter-release button halfway (single-servo AF) or by pressing AE-L/AF-L button
Built-in flash	Manual pop-up with button release and a guide number of approx. 12/39, 12/39 with manual flash (m/ft, ISO 100, 20°C/68°F)
Flash control	TTL: i-TTL flash control using 91K-pixel RGB sensor is available with built-in flash; i-TTL balanced fill-flash for digital SLR is used with matrix, centre-weighted, and highlight-weighted metering, standard i-TTL flash for digital SLR with spot metering
Flash modes	Front-curtain sync, slow sync, rear-curtain sync, red-eye reduction, red-eye reduction with slow sync, slow rear-curtain sync, off; auto FP high-speed sync supported
Flash compensation	-3 to +1 EV in increments of 1/3, 1/2 or 1 EV
Flash bracketing	2 to 9 frames in steps of 1/3, 1/2, 2/3 or 1 EV; 2 to 5 frames in steps of 2 or 3 EV
Flash-ready indicator	Lights when built-in flash or optional flash unit is fully charged; blinks after flash is fired at full output
Accessory shoe	ISO 518 hot-shoe with sync and data contacts and safety lock
Nikon Creative Lighting System (CLS)	Nikon CLS supported; commander mode option available
Sync terminal	ISO 519 sync terminal with locking thread
White balance	Auto (2 types), incandescent, fluorescent (7 types), direct sunlight, flash, cloudy, shade, preset manual (up to 6 values can be stored, spot white balance measurement available during live view), choose colour temperature (2500 K to 10000 K); all with fine-tuning
White balance bracketing	2 to 9 frames in steps of 1, 2 or 3
Live view modes	Live view photography (still images), movie live view (movies)
Live view lens servo	<ul style="list-style-type: none"> Autofocus (AF): Single-servo AF (AF-S); full-time servo AF (AF-F) Manual focus (M)
Live view AF-area modes	Face-priority AF, wide-area AF, normal-area AF, subject-tracking AF
Live view autofocus	Contrast-detect AF anywhere in frame (camera selects focus point automatically when face-priority AF or subject-tracking AF is selected)
Movie metering	TTL exposure metering using main image sensor
Movie metering method	Matrix, centre-weighted, or highlight-weighted
Frame size (pixels) and frame rate	<ul style="list-style-type: none"> 1920 × 1080; 60p (progressive), 50p, 30p, 25p, 24p 1280 × 720; 60p, 50p <p>Actual frame rates for 60p, 50p, 30p, 25p, and 24p are 59.94, 50, 29.97, 25, and 23.976 fps respectively; all options support both high and normal image quality</p>
Movie file format	MOV
Video compression	H.264/MPEG-4 Advanced Video Coding
Audio recording format	Linear PCM
Audio recording device	Built-in or external stereo microphone; sensitivity adjustable
Movie ISO sensitivity	<ul style="list-style-type: none"> Exposure modes P, S and A: Auto ISO sensitivity control (ISO 64 to Hi 2) with selectable upper limit Exposure mode M: Auto ISO sensitivity control (ISO 64 to Hi 2) available with selectable upper limit; manual selection (ISO 64 to 12800 in steps of 1/3, 1/2, or 1 EV); can also be set to approx. 0.3, 0.5, 0.7, 1, or 2 EV (ISO 51200 equivalent) above ISO 12800
Other movie options	Index marking, time-lapse photography
Monitor	8-cm/3.2-in., approx. 1229 k-dot (VGA; 640 × RGBW × 480 = 1,228,800 dots) TFT monitor with 170° viewing angle, approx. 100% frame coverage, and brightness adjustment
Playback	Full-frame and thumbnail (4, 9 or 72 images) playback with playback zoom, movie playback, photo and/or movie slide shows, histogram display, highlights, photo information, location data display, auto image rotation
USB	SuperSpeed USB (USB 3.0 Micro-B connector); connection to built-in USB port is recommended
HDMI output	Type C HDMI connector
Audio input	Stereo mini-pin jack (3.5-mm diameter; plug-in power supported)
Audio output	Stereo mini-pin jack (3.5-mm diameter)
Ten-pin remote terminal	Can be used to connect optional remote control, optional WR-R10 (requires WR-A10 Adapter) or WR-1 Wireless Remote Controller, GP-1/GP-1A GPS Unit, or GPS device compliant with NMEA0183 version 2.01 or 3.01 (requires optional MC-35 GPS Adapter Cord and cable with D-sub 9-pin connector)
Supported languages	Arabic, Bengali, Bulgarian, Chinese (Simplified and Traditional), Czech, Danish, Dutch, English, Finnish, French, German, Greek, Hindi, Hungarian, Indonesian, Italian, Japanese, Korean, Marathi, Norwegian, Persian, Polish, Portuguese (Portugal and Brazil), Romanian, Russian, Serbian, Spanish, Swedish, Tamil, Telugu, Thai, Turkish, Ukrainian, Vietnamese
Battery	One EN-EL15 Rechargeable Li-ion Battery
Battery pack	Optional MB-D12 Multi-Power Battery Pack with one EN-EL15/EN-EL18a*/EN-EL18* Rechargeable Li-ion Battery or eight AA-size alkaline, Ni-MH or lithium batteries
AC adapter	EH-5b AC Adapter; requires EP-5B Power Connector (available separately)
Tripod socket	1/4 in. (ISO 1222)
Dimensions (W × H × D)	Approx. 146 × 123 × 81.5 mm/ 5.8 × 4.9 × 3.3 in.
Weight	Approx. 980 g/2 lb 2.6 oz with battery and SD memory card but without body cap; approx. 880 g/1 lb 15.1 oz (camera body only)
Operating environment	Temperature: 0 to 40°C/32 to 104°F; humidity: 85% or less (no condensation)

• PictBridge is a trademark. • CompactFlash is a registered trademark of SanDisk Corporation. • HDMI, the HDMI logo and High-Definition Multimedia Interface are trademarks or registered trademarks of HDMI Licensing, LLC. • Products and brand names are trademarks or registered trademarks of their respective companies. • Images in viewfinders, on LCDs and monitors shown in this material are simulated.



Specifications and equipment are subject to change without any notice or obligation on the part of the manufacturer. June 2014 ©2014 Nikon Corporation



WARNING

TO ENSURE CORRECT USAGE, READ MANUALS CAREFULLY BEFORE USING YOUR EQUIPMENT. SOME DOCUMENTATION IS SUPPLIED ON CD-ROM ONLY.

Visit the Nikon Europe website at: www.europe-nikon.com



Nikon Europe B.V. Triplois 100, Burgerweeshuispad 101, 1076 ER Amsterdam, The Netherlands
 Nikon U.K. Ltd. Nikon House, 380 Richmond Road, Kingston upon Thames, Surrey KT2 5PR, U.K. www.nikon.co.uk
 NIKON CORPORATION Shin-Yurakucho Bldg., 12-1, Yurakucho 1-chome, Chiyoda-ku, Tokyo 100-8331, Japan www.nikon.com