



Accessories for ServSwitch Brand KVM Switches and Extenders

**Give your ServSwitch KVM switch
or extender more features, more ports,
or a space in your equipment rack!**



FEATURES

- » Plug-in expansion boards: Get audio and serial touch screen support and add extra ports to your ServSwitch family KVM switch.
- » Rackmount kits: Put almost any ServSwitch KVM switch or extender in a sturdy equipment rack.
- » Upgrade your ServSwitch almost instantly via the Serial Flash Kit.

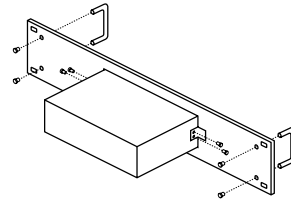


KV5000C-R2

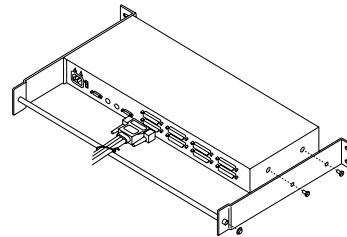


SW727

If you can use a screwdriver, you can install the Rackmount Kits.



ServSwitch Brand
Fiber KVM Extender and
Extender Module (RMK235)



ServSelect and
19" Rackmount Kit
(RMK19K)

OVERVIEW

The ServSwitch™ you already own provides multiple ports that can be shared between multiple users. But suppose you need to add more CPUs to your existing ServSwitch, or maybe you want to rackmount the ServSwitch. Take a look at these options to get even more from your ServSwitch.

4-Port Expansion Boards

If you've maxed out your 4-, 8-, or 12-port full-size ServSwitch or ServSwitch Ultra, will you have to buy a whole new switch to add a few more CPUs?

No! We can expand the capacity of your switch, four CPU ports at a time, by installing as many 4-Port Expansion Boards in it as you need—enough for up to 16 CPU ports. Simply call Black Box Tech Support to buy the boards and arrange to ship the switch back to our factory, and we'll put in the boards for you. We might be able to send you a replacement switch that you can temporarily swap in for the one being upgraded, so you don't have any system downtime!

The SW72xA-R5 and KV3108SA-R5 ServSwitch models and KV5100C-R5 expansion board feature audio and serial touch screen support.

All -R5 ServSwitch models and expansion boards provide powerful menus for you.

Configure system		
Keyboard and mouse type		
Keyboard	PC	
Mouse	PS/2	
Expansion		PS/2
Maximum computers	8	PS/2 wheel
Expansion units	0	Serial 2-button
Expansion width	16	Serial 3-button
Scan settings		
Scan time (seconds)	5	
Scan mode	Off	
Power on scan	Off	
Keyboard typemantic		
Rate (keys/sec)	20	
Delay	Fast	
Type of mouse used, can only be changed if keyboard is PC type		

NOTE: For ServSwitch Ultra and "new chassis" regular ServSwitch models, we can send you the boards to install yourself, but installing the boards is extremely complex and you can easily damage the switch while doing it. We strongly recommend that you let us install the boards for you.

Rackmount Kits

Want to put your ServSwitch KVM switch or extender in a 19" equipment rack? Chances are we have a simple rackmount kit you can install in no time.

Also note that, for some switch models, we also offer rackmount kits for the less common 23" and 24" racks.

Serial Flash Kit

Flash upgrade the firmware by connecting the ServSwitch KVM switch's RJ-11 serial port to your PC's DB9 serial port using the ServSwitch Serial Flash Kit. It includes an RJ-11 to DB9 adapter and a 10-foot (3-m) RJ-11 (6-wire) straight-through cable.



Item	Code
Select from the following expansion boards...	
4-Port ServSwitch Expansion Boards (Compatible with Full-Size Chassis Only)	
For Current ServSwitch (SW72xA-R5, KV3108SA-R5) Models	KV5100C-R5
For Current ServSwitch Ultra (KV50xxM/S/FA-R2) Models	KV5000C-R2
For upgrading, choose...	
ServSwitch Serial Flash Kit	KV99FLASH
For 19" rackmount equipment, order...	
ServSwitch Rackmount Kits	
For ServSwitch PROFESSOR™ (SW78xA[E]), Earlier 2 x 2 Matrix ServSwitch (SW740A-R2), Mini-Size 2- and 4-Port "Classic Chassis" ServSwitch (SW72xA-R2) models, and Current ServShare™ (KV752A)	SW727
Earlier 2 x 4 and 2 x 8 Matrix ServSwitch (SW741A-R2 and SW742A-R2), Full-Size 4-, 8-, 12-, and 16-Port "Classic Chassis" ServSwitch (SW72xA-R2) Models, and Current ServShare (KV754A)	SW728
For ServSelect™ (KV104A-R3 and KV108A-R3)	RMK19K
For earlier ServSelect (KV104A, KV108A, KV104A-R2, and KV108A-R2)	RMK19H
For ServSwitch Wizard™ Pro (SW644A, SW648A)	RMK19WP
For ServSwitch Wizard IP (ACR2004A)	
Single Unit	RMK2004
Dual Units	RMK2004-2
For ServSwitch Wizard Multimedia KVM Extender (ACU1600A)	RMK19WX
For most regular-size standalone ServSwitch Brand CAT5 KVM Extenders (ACU1000 series)	RMK19U-R2
For Local Unit of Dual-Access ServSwitch Brand CAT5 KVM Serial Extender (ACU1008A)	RMK19X
For earlier ServSwitch Brand Fiber KVM Extenders (ACS235A and ACS236A)	
To Rackmount One Extender Module	RMK235
To Rackmount Two Extender Modules Side by Side	RMK235-2
For ServSwitch (-R5 Versions), ServSwitch Ultra™ (-R2 Versions), Matrix ServSwitch (-R3 and -R4 Versions), ServSwitch Console Plus, ServSwitch Multi Video, 19" Rack, and ServSwitch Jr.™ (RMK19B only)	
Mini Chassis	RMK19M
Slim Chassis	RMK19B
Full Chassis	RMK19C

Item	Code
For 19" rackmount equipment, order...	
ServSwitch Rackmount Kits (Continued)	
For ServSwitch Affinity™	
4- and 8-User, 19" Rack	RMK19A
16-User, 19" Rack	RMK19A139
For ServSwitch Brand CATx Extenders, 19" Rack	RMK19U-X3
For ServSwitch Brand DVI CATx, Fiber, and Fiber with USB Extenders, 19" Rack (ACS253A Models)	RMK253A
For earlier ServSwitch Brand Fiber KVM Extenders (ACS250A-ACS251A)	RMK250A
For ServSwitch Octet™ User Station (KV1711A-R2-KV1712A-R2)	RMK171X
For 23" and 24" rackmount equipment, order...	
For ServSwitch (-R4 Versions), ServSwitch Ultra (-R2 Versions), ServSwitch Console Plus, ServSwitch Multi Video, and ServSwitch Jr. (RMK23B only)	
23" Rack	
Mini Chassis	RMK23M
Slim Chassis	RMK23B
Full Chassis	RMK23C
24" Rack	
Mini Chassis	RMK24M
Full Chassis	RMK24C
For ServSwitch Affinity	
4- and 8-User, 24" Rack	RMK24A
16-User, 23" Rack	RMK23A139

NOTE: We don't rest on our laurels! Any given ServSwitch product code might have reached a higher revision level (-R2, -R3, -R4, -R5, and so on) since the most recent update of this document. You can be sure you'll get the latest technology when you order.