

Teacher/Media Cart

'Design Your Own'

Media Cart PSC Series

The PSC Series gives Technology Coordinators AND Instructors the flexibility to deploy a compact, custom cart packed with features that meet their specific needs.

STANDARD FEATURES

(select 'design your own' options on reverse)


- Compact, 24W x 24D x 36H
- Keyed locking door opens full 270 degrees against side of cart
- Cable grommet on top with cable holder insert
- (4) 3 inch heavy duty ball bearing swivel casters (all locking)
- 6 outlet surge protector/20 ft cord

MATERIALS OF CONSTRUCTION

- 5/8", 3/4" and 1-1/8" - 45-48 lb. industrial grade core with double faced Melamine laminate, 3" radiused corners with pinned T-mold edging & edge banding. PVC upright dividers

WARRANTY

- 10 years on furniture
- Limited lifetime on surge protector
- 1 year on Programmable Timer



*PSC-AD2M1-GBB shown
(Grey Nebula finish)*



'PSC' Basic cart (locking door, surge protector, casters)



'M1' - Side folding shelf, sitting height



'B3' or 'B1' pullout



'B2' Equipment pullout


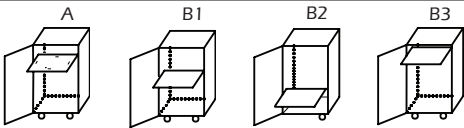
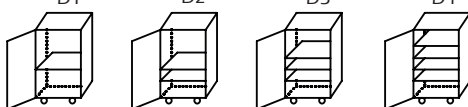
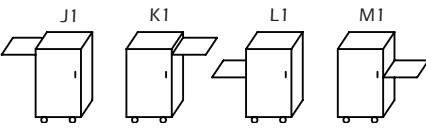
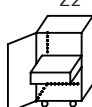

Media Cart PSC Series

Teacher/Media Cart

"Design Your Own" Cart - OPTIONS - It's as easy as 1, 2, 3!

1. Start with the basic PSC Cart
2. Select the Options and Color you want
3. Assemble your final P/N by assembling the option codes into a P/N.

Example: Cart(**PSC**) with Projector pullout(**A**), 2 adj. shelves(**D2**), and Side folding shelf(**K1**) in Oak(**OOB**) would be: P/N: **PSC-AD2K1-OOB**

Option pictographs	Opt. Code	Option description & dimensions (w x d x h, inches)	Option
Basic Cart			
 <p>PSC (Std ht.)</p>	PSC	Basic Std. Height Cart, ext. 23x20x36 / int. 19x17x31.25	PSC _____
		Includes: Full length locking door, Top/Bottom grommets, 3 inch swivel locking ball bearing casters & 6 outlet surge prot/20 ft cord	
Pullouts (select up to Three Options); make note that A is not available with B1 or B3			
	A B1 B2 B3	A Projector pullout w/2 security straps, 18.25 x 14.88 x 6.25 B1 Sitting ht. laptop pullout, 18.25 x 14.88 @ 26.5 B2 Equipment pullout, 18.25 x 14.88 B3 Standing ht. laptop pullout, 18.25 x 14.88 x 3 clearance	_____ _____ _____
Adjustable shelves (select up to One Option)			
	D1 D2 D3 D4	D1 1 adjustable shelf, 19 x 14.9 D2 2 adjustable shelves, 19 x 14.9 D3 3 adjustable shelves, 19 x 14.9 D4 4 adjustable shelves, 19 x 14.9	_____ _____ _____
Side folding shelves (select up to Two Options)			
	J1 K1 L1 M1	J1 Side folding shelf, high-left, 18 x 18 K1 Side folding shelf, high-right, 18 x 18 L1 Side folding shelf, sitting ht.-left, 18 x 18 @ 26.5h M1 Side folding shelf, sitting ht.-right, 18 x 18 @ 26.5h	_____ _____ _____
Built-in Speakers/Extras/Upgrades			
	R S1 U6	R Cord wrap S1 (1) Speaker, 35W rms/70W max (requires amp/receiver) U6 2 built-in outlets on top (plugs into surge protector)	
Drawer			
	Z2	Medium Drawer, 17.5 x 13.25 x 3.5 (interior dimensions) (indicate number and location(s) of drawers desired)	_____
Standard Colors (select One Option)			
	GBB OOB CBB	GBB Grey Nebula Laminate / Black Edge OOB Oak Laminate / Oak Edge CBB Cherry Laminate / Black Edge	_____ _____ _____

Cart P/N: PSC__ - _____ (include all option codes, and don't forget your color selection)
 (options) - (color code)

CEF (Custom Educational Furnishings, LLC)

PO Box 70, Swannanoa, NC 28778

Phone: 828.664.0007 / 800.255.9189

Fax: 828.664.0006 / 800.687.9230

www.cefinc.com cef@cefinc.com

